

208x138mm

Scientific car wash



Clean in the direction indicated by the arrow, from the middle to both sides, from top to bottom

Troubleshooting method

1. Press the trigger of the water gun and check whether the lithium battery is dead. Recharge with charger.
 2. Check whether the lithium battery has a charger plugged into the charging port of the gun body, and if the indicator light is on, it means it is normal. If it is not lit, the lithium battery is damaged
 3. The water pipe is well connected. Press the trigger to check whether the water pipe is bent and the water inlet is blocked. Press the trigger for more than ten seconds to let the water suck into the gun body.
- Pay attention to the usage
- At the beginning of use, press the trigger for more than ten seconds, and suck water into the gun body before high-pressure water can flow out

Warranty Instructions

The user is requested to keep the warranty card properly. If it is confirmed that the product cannot be used normally due to its own quality problems within one year from the date of purchase (subject to the storage, transportation and use rules), the user should contact our local dealer with the invoice to be responsible for "three guarantees".



User information

Date	Customer Name	Contact Information	
Product model	Product No		
Date of repair	Faults and solutions	Pickup date	Customer Signature



Milex
every day home essentials



INSTA BLAST INSTRUCTION MANUAL

Product structure



Product Overview

This electric car washing machine is a portable self-service car washing machine professionally developed by our company. High pressure car washing is the basis of car washing. This product adopts an integrated design, with large pressure and small volume, flexible use, and the concept of self contained lithium battery and foam pot, which are not limited by power supply, to improve the self-service car washing experience. The product can be carried with the car and available anytime and anywhere, saving you valuable time. The configuration of electric car washing machine is different, please refer to the actual object.

Product features

1. The dignified style 54 pistol not only ensures the beauty but also ensures the comfort of the composite handgrip.
2. Rechargeable design, lithium battery pack is used internally to provide high power supply for high-pressure water gun Safeguards.
3. The water pipe is connected with the gun body by thread, which is firm and tight.
4. Intelligent charging protection, the charger shows a red light when charging, and will automatically stop charging when fully charged The green light is displayed.
5. Foam function. Pour the car wash solution into the foam pot. You need to add water to change the hook. Install the whole vehicle of first quality It can achieve the effect of cleaning the whole vehicle.
6. Motor heating is a normal phenomenon. If the motor is overheated, stop for 3-5 minutes, and then start the machine again.
7. The full ferrule piece is configured as standard and can be replaced if it needs to be different from the picture configuration.
8. The products have different voltages, including 12V, 18V, 21V, 24V: different voltages correspond to different lithium batteries and chargers, which must be used together.

Installation Instructions




①Connect the water pipe to the adapter




②Connect the water pipe to the filter screen



③Connect the water pipe to the gun body




④Install the extended barrel



⑤Installation of multi-function nozzle



⑥Installing lithium battery (with charger)



⑦Removal and installation of foam pot



⑧How to use the charger

Thank you for
choosing us!

Love and passion
for beauty!



Quickly register your product at
www.IGIA.com to secure your

1-Year Warranty

Any questions about this product,
please don't hesitate to contact us.
Cscare2021@gmail.com