

SHOWCASE HOLOGRAMS



Scan the QR code or click the link below to view Video Instructions:




<https://showcase-holograms.com/video-instructions>

Hologram Analog Clock

Instruction Manual

Powering on your device.

Power on the analog clock by plugging into the USB-C port on the back of the device, using the USB-C cable and power brick that are included in the box.



The fan lubricating oil may harden after prolonged periods of inactivity. If the fan lights up but does not spin, rock the device side to side to get it moving.



USB-C
Power
Port

Install the free Showcase Holograms app to set the time on your analog clock.



Showcase Holograms **iOS App**



<https://apps.apple.com/us/app/showcase-hologram-app/id6472708352>



Showcase Holograms **Android App**



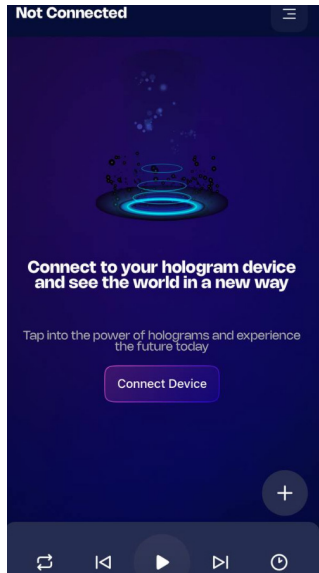
<https://play.google.com/store/apps/details?id=com.machete.circle3d>

Setting the time on the Hologram Analog Clock

- ▣ Download the Showcase Holograms app using the QR code or links above
- ▣ Power on the hologram analog clock.
- ▣ Open up your Wi-Fi settings in your phone and look for a Wi-Fi signal that starts with "3D" or "Showcase".
- ▣ Connect to this Wi-Fi signal with your phone.
- ▣ If prompted for a password, enter 123456789.
- ▣ Once connected to this Wi-Fi signal, go back and reopen the Showcase Holograms app.
- ▣ The holograms playlist should now populate in the app, showing you are connected to the device.
- ▣ The analog clock should now automatically update to the time on your phone.
- ▣ You can close the app and switch your phone back to your home WiFi. The correct time will remain on the analog clock.

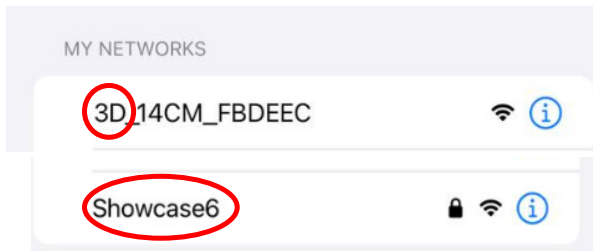
Setting the time on the Hologram Analog clock

1. This screen means the app is not connected to the Hologram Analog Clock's Wi-Fi



2. Connect to the hologram fan's Wi-Fi

- Turn on your hologram device.
- Go to the SETTINGS menu on your phone.
- Look for a Wi-Fi signal starting with "3D" or "Showcase"
- Connect to this Wi-Fi signal
- If it asks for a password, type 123456789



Tips & Contact Information:

- ☑ Remember to connect your phone back to your home Wi-Fi signal after you are done using our app
- ☑ The fan lubricating oil may harden after prolonged periods of inactivity. If the fan lights up but does not spin, rock the device side to side to get it moving.
- ☑ The preloaded holograms will play through the playlist and continuously loop
- ☑ Be careful not to drop this device or get it wet, it is an electronic device and not waterproof

Contact us for support or if you have any questions

We love talking to our customers!

You can email us anytime at contact@showcaseholograms.com

