

SHARPER IMAGE®

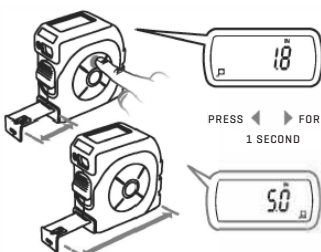
2-IN-1 DIGITAL LASER TAPE MEASURE

Item No. 206987

User Guide

Thank you for purchasing the Sharper Image 2-in-1 Digital Laser Tape Measure. Please take a moment to read this guide and store it for future reference.

SELECT INSIDE / OUTSIDE MEASUREMENT



AUTO SHUT-OFF

The 2-in-1 Digital Laser Tape Measure will shut off after 5 minutes of non-use. To turn the device back on, simply pull out the tape blade a few times to activate.

BACKLIGHT ON LCD

The backlight on the LCD screen will activate for 30 seconds when the tape is pulled out or when a button is pressed.

DIGITAL FUNCTION

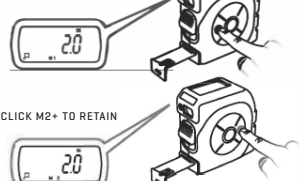
All digital functions are applied to laser mode as well as tape measure mode.

CHANGE TO TAPE MEASURE MODE FROM LASER MODE

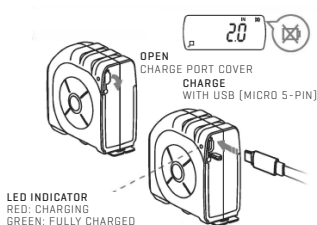
Simply pull the tape out and select tape mode.

DUAL MEMORY (RECORD)

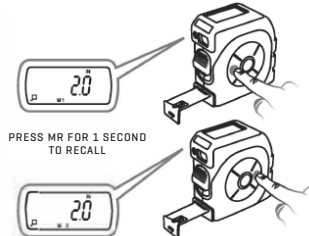
CLICK M1+ TO RETAIN



BATTERY CHARGING



DUAL MEMORY (RECALL)



BLADE LOCK

LOCK

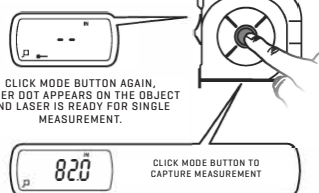


RELEASE



LASER DISTANCE METER MODE (SINGLE MEASUREMENT)

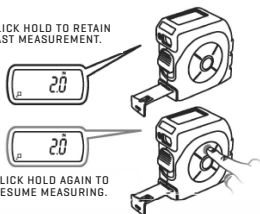
CLICK MODE BUTTON TO CHANGE TO LASER DISTANCE METER MODE.



CLICK MODE BUTTON AGAIN, LASER DOT APPEARS ON THE OBJECT AND LASER IS READY FOR SINGLE MEASUREMENT.

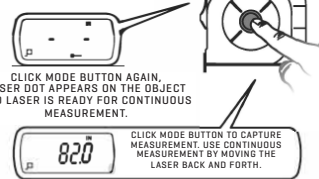
HOLD FUNCTION

CLICK HOLD TO RETAIN LAST MEASUREMENT.



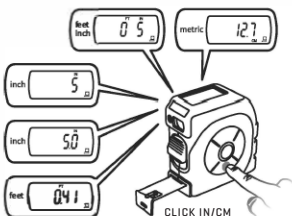
LASER DISTANCE MEASUREMENT (CONTINUED)

PRESS MODE BUTTON FOR 1 SECOND DURING SINGLE LASER METER MODE TO CHANGE TO CONTINUOUS METER MODE.



CLICK MODE BUTTON AGAIN, LASER DOT APPEARS ON THE OBJECT AND LASER IS READY FOR CONTINUOUS MEASUREMENT.

SELECT / CONVERT UNITS



FCC WARNING

This equipment has been tested and found to comply with the limits for a Class B digital device, pursuant to Part 15 of the FCC Rules.

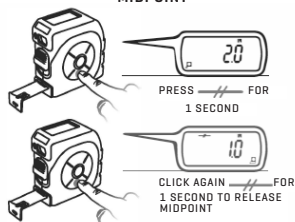
These limits are designed to provide reasonable protection against harmful interference in a residential installation.

FCC Compliance Statement

This device complies with Part 15 of the FCC Rules. Operation is subject to the following two conditions: (1) this device may not cause harmful interference, and (2) this device must accept any interference received, including interference that may cause undesired operation.



MIDPOINT



WARRANTY / CUSTOMER SERVICE

Sharper Image branded items purchased from SharperImage.com include a 1-year limited replacement warranty. If you have any questions not covered in this guide, please call our Customer Service department at 1 (877) 210-3449. Customer Service agents are available Monday through Friday, 9:00 a.m. to 6:00 p.m. ET.

SHARPER IMAGE®

The SHARPER IMAGE® name and logo are registered trademarks.
©Sharper Image. All Rights Reserved.