

JELLYFISH AQUARIUM

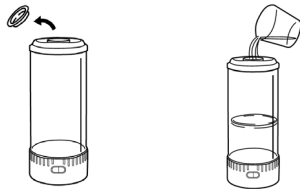
Item No. 206941

User Guide



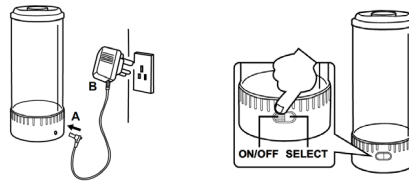
Thank you for purchasing the Jellyfish Aquarium. Please take a moment to review these instructions and retain them for future reference.

1. FILLING THE TANK



- Remove the rubber cap
- Fill the aquarium to the top with distilled water

2. PLUGGING IN THE DEVICE



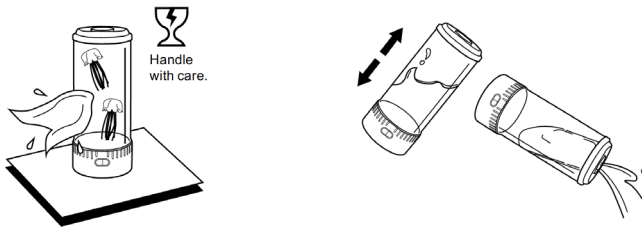
- Connect A end to the base
- Plug B end into an AC outlet
- Turn on the switch

3. ADDING THE LIFELIKE JELLYFISH



- Add 2-3 drops of liquid dish washing soap to the water in the aquarium
- Place the jellyfish upside-down in the filled aquarium
- Try to avoid air bubbles. If necessary, use a straw or a stick to break up any air bubbles
- Note:** Allow the aquarium run for at least 30 seconds before adding the jellyfish
- Replace the rubber plug and the plastic cap
- Press the **ON** button to activate the lamp in automatic color-changing mode
- Press the **SELECT** button to toggle through the 5 different colors

4. MAINTENANCE



- Handle the aquarium with care
- Always place the aquarium on a flat surface
- Use a soft cloth to dry the outside of the aquarium if needed
- Change the water occasionally if it appears dirty

IMPORTANT

This unit will turn off automatically after 4 hours of operation. Please leave the unit OFF for 1 hour before reactivating the aquarium.

WARRANTY / CUSTOMER SERVICE

This item from SharperImage.com includes a 1-year limited replacement warranty. If you have any questions not covered in this guide, please call our Customer Service department at 1 (877) 210-3449. Customer Service agents are available Monday through Friday, 9:00 a.m. to 6:00 p.m. ET.

JELLYFISH AQUARIUM

QUICK START GUIDE

1. Carefully fill tank with water.
2. Add Jellyfish into water.
3. Turn Aquarium **ON**.

HELPFUL TIPS:

- After aquarium is turned on, wait for bubbles to dissolve
- It may take 24-48 hours for bubbles to dissolve and jellyfish float and swim properly
- Use straw/stick to shake jellyfish in water in order to remove bubbles from jellyfish's body
- If bubbles have all dissolved and aquarium is turned to **OFF** mode, the jellyfish will sink to bottom until aquarium is powered back **ON** and ready to be enjoyed again