

S H A R P E R I M A G E[®]

HEATING & COOLING EYE THERAPY MASK

Item No. 206885

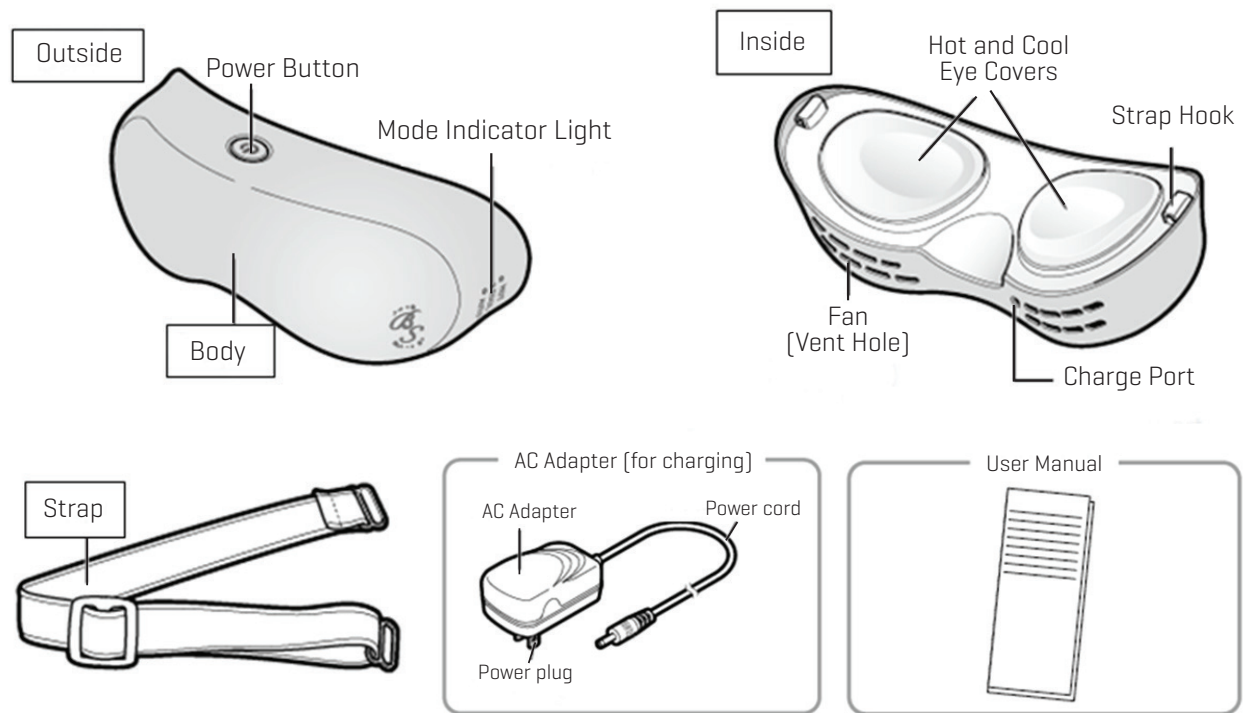
User Guide



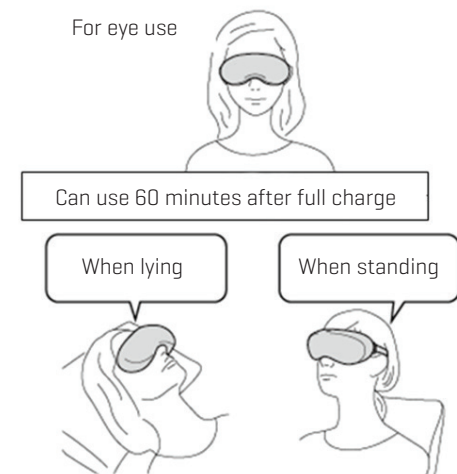
INTRODUCTION

Thank you for purchasing the Sharper Image Heating & Cooling Eye Therapy Mask. Please take a moment to read this guide and store it for future reference.

IDENTIFICATION OF PARTS



HOW TO USE

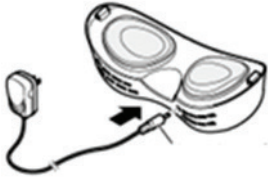


- Long press the power button to turn on.
- Choose your desired mode by pressing the power button until you reach your desired mode.
- Mode options: Hot [104° F for 5 minutes], Cool [64° F for 3 minutes] or Auto 104° F for 1.5 minute then 64° F for 1 minute and repeat for a total of 5 minutes.
- Use up to one hour with a full charge. [The indicator power button will flash to remind you to charge the product when the battery is low.]
- Long press the power button to turn off.

Note: The timing of each mode is separately set. The built-in fan will keep blowing for about 30 seconds to cool the product down after shutting off.

HOW TO CHARGE THE HEATING & COOLING EYE THERAPY MASK

1. Plug the AC adapter into the charger port of the product.



2. Plug the AC adapter into a AC wall outlet.



While charging, the battery capacity matches with the mode indicator light (light up or flashing.)



When the battery capacity is 0, full charge time will be about 3 hours.



It cannot be used while charging.



When the three mode light are lit up charging is complete.



HOW TO PUT ON AND TAKE OFF THE MASK STRAP

- When putting the strap on, insert the strap metal buckle from the bottom of the hook.



- When taking off the strap, insert the metal buckle from the bottom of the hook.
- Adjust the strap as desired.



WARNINGS

- Do not use the unit on the other parts of body except the face.
- Do not overuse. Use the Hot mode up to 5 minutes a day, Cool mode up to 3 minutes a day and Auto mode up to 5 minutes a day.
- Stop using immediately if you feel too cold or too hot.
- Pay attention to the appearance of your skin after each use.
- The product can be used with the astringent and creams.
- The product is not waterproof. Avoid submerging in water.

HOW TO CLEAN

- Use a non-abrasive cloth to clean periodically.
- If the product will not be used for an extended period of time, store in a place without dust.
- Store away from children.

Note: Do not wipe the product with alcohol. It will cause distortion or discoloration.

TROUBLESHOOTING

If you are unable to troubleshoot with the information below, please contact Sharper Image Customer Service immediately. Please do not disassemble or repair the product yourself.











Problem	Possible Cause	Action
The product is not hot or cool.	The product is not connecting to the adapter properly. An excessive load has been applied on the product.	The hot and cool eye covers temperature varies depending on the environment. We suggest using the product in environments from 59° F to 95°F. Reduce the excessive load and start again.
The product is not turning on.	The power button was not long pressed. The vent hole is blocked. The product is charging.	Try long pressing the power button. Unblock the vent hole. Allow the product to fully charge.
The product is making noises.	The fan inside of body is cooling the product down.	This is normal and does not mean that the product is damaged.
Power button light is flashing but not turning on.	Low battery	Charge the device.

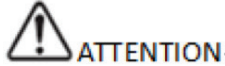
SPECIFICATIONS

Item name	Heating & Cooling Eye Therapy Mask
Item no.	206885
Adapter	Input: AC100-240V 50/60Hz 0.3A Output: DC5V/1A
Lithium battery	Input: DC5V/1A Output: DC3.6V/1A Capacity: 2100mAh
Timing	HOT: about 5 minutes COOL: about 3 minutes AUTO: about 5 minutes
Materials	Body: ABS, aluminum alloy
Size	L: 2.75" W: 6.7" H: 2.75"
Weight	About 0.56 [exclude adapter]
Temperature	Warm: about 104° F / Cool: about 64.4°F
Country of origin	China




SAFETY PRECAUTIONS

For personal safety, please strictly comply with following precautions.  **WARNING**

-  If you are under treatment or have any of the below conditions, you should consult a doctor before use:
 - Dermatitis, eczema or skin disease, wounds on the skin, tumors, infectious diseases, paralysis or perceptual disorders, severe blood disorder, or recently had an injury or surgery.
-  Stop use immediately if any paradoxical reaction of the skin occurs during use and consult a doctor.
-  Use the AC power cord that comes with the product.
-  Do not block vent holes or use liquids on the product. It will cause damage.
-  Avoid plugging in the adapter with wet hands to avoid electric shock.
-  Do not use the power cord if it is damaged. It will cause electric shock and a possible fire.
-  Stop to use immediately if the plug or power cord is damaged.
-  Never use the product over and over again on the same area. It is will become irritated and cause the skin to be inflamed.
-  Do not repair by yourself.
-  Do not charge the battery or use in place where the temperature is extremely high.



ATTENTION

-  Do not use or store in a place where there is water or heavy moisture.
-  Turn the item off when not in use.
-  This product is not medical equipment.

BATTERY RECYCLING INFORMATION

The Lithium battery used in this product is recyclable. Please do not discard it as any other products.



In order to protect the earth's environment, use the recycling methods in accordance with your area.

WARRANTY / CUSTOMER SERVICE

Sharper Image branded items purchased from SharperImage.com include a 1-year limited replacement warranty. If you have any questions not covered in this guide, please call our Customer Service department at 1 (877) 210-3449. Customer Service agents are available Monday through Friday, 9:00 a.m. to 6:00 p.m. ET.

SHARPER IMAGE®

The SHARPER IMAGE® name and logo are registered trademarks.

©Sharper Image. All Rights Reserved.