



CANVIIS

The Art of Audio

## Important Safety Instructions

Please read the following safety instructions carefully before using this product. Please make sure to include these safety instructions with the product when deliver to a third party.

### Health and safety

- Do not use the product in case it is apparently damaged;
- Do not use the product at a high volume level for an extended period of time;
- Do not use the product while driving or being engaged in activities that require full concentration;
- Keep the product, its packaging and accessories out of the reach of children and pets to avoid choking hazard;
- Keep the product away from medical devices that may be affected by magnetic field, such as an implanted cardiac pacemaker.

### Product care

- Keep this product dry and at room temperature, avoid long time exposure to high temperature or humidity environments;
- Use accessories only provided by fiil;
- Excessive signal level may cause damaging overload;
- Clean the product only with dry and soft cloth.

### Battery warning!

The product uses lithium polymer battery. Improper usage may lead to the risk of fire or burn. Please use the charger only supplied by qualified manufacturer (recommended output: voltage 5V, current>500mA) or charge the product via PC USB port.

### Specification and disclaimer

- The product is designed for portable devices and high fidelity systems;
- Any usage other than those specified in user manual is deemed as misuse;
- Please note that fiil will accept no responsibility for any loss incurred by inappropriate misuse.

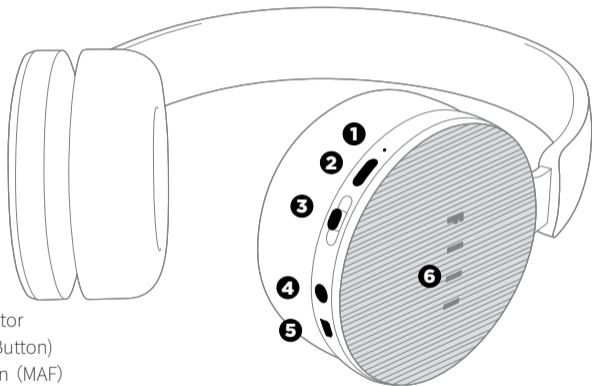
\* ‘fiil’ /fil/ is a registered trademark(TM) of Fengfan (Beijing) Technology Co., Ltd. “Made for iPod,” “Made for iPhone,” and “Made for iPad” mean that an electronic accessory has been designed to connect specifically to iPod, iPhone, or iPad, respectively, and has been certified by the developer to meet Apple performance standards.

Apple is not responsible for the operation of this device or its compliance with safety and regulatory standards. Please note that the use of this accessory with iPod, iPhone, or iPad may affect wireless performance.

iPad, iPhone, iPod, iPod classic, iPod nano, iPod touch, and Retina are trademarks of Apple Inc., registered in the U.S. and other countries. iPad Air, and iPad mini are trademarks of Apple Inc. Made for iPhone 6 plus, iPhone 6, iPhone 5s, iPhone 5c, iPhone 5, iPhone 4s, iPad Air 2, iPad mini 3, iPad Air, iPad mini 2, iPad mini, iPad (3rd and 4th generation), iPad 2, iPod touch (5th generation).

## Main User Interfaces

(Please ensure the headphone is put on correctly otherwise phone call functionalities may be affected!)



- ❶ Status/Battery indicator
- ❷ MFB (Multi function Button)
- ❸ My AudioFilter button (MAF)
- ❹ Audio jack
- ❺ Micro USB connector
- ❻ Touch control panel

## Bluetooth Mode

(Capable to connect with two Bluetooth devices simultaneously)

### ● STEP1 Pairing

Brand new Fiil Canviis headphone automatically goes into Bluetooth pairing mode once switched on (press and hold the MFB until the battery indicator lights up), the Fiil light will continue to blink. To pair with second device for paired headphone, press and hold the MFB until the Fiil light blinks (voice prompts “Pairing”) when the headphone is off to enter pairing mode again.

### ● STEP2 Connection

Fiil+ APP wizard connection: Please scan the QR code on page 5 to download fiil+ APP and connect as instructed;

Manual connection: Make sure headphone is in pairing mode, then enter setup menu of audio source devices, select “search device” in “Bluetooth” then select “FIIL Canviis” in the device list to

### \* Wired Mode

Use the audio cable that comes with the headphone to connect Canviis to audio source

## Fiil+, Make Your Canviis Smarter

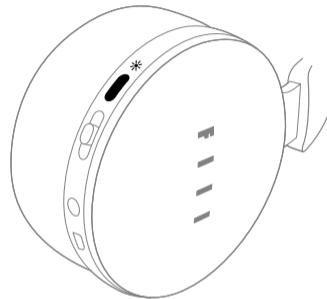
(“Headphone Configuration” is only available when Bluetooth connected)



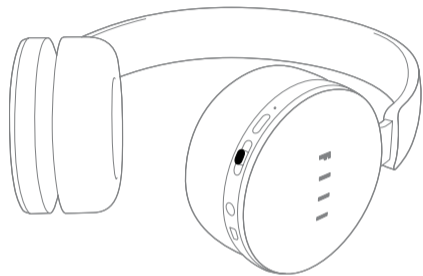
- Features such as Firmware upgrade, Function Deployment and Sound-Effect Setup are all available in fiil+. Scan the QR code to install now.

## Convenient Multi function Button (MFB)

- **One-key listening:** Short press the MFB to play and pause (when Bluetooth is connected).
- **On/Off:** Long press the MFB until the green/red status light is on.
- **Initiate reconnection:** When Bluetooth device is paired but not connected, short press the MFB to send connection request.
- **Check Battery Level:** Double press the MFB
- **Switch the Fiil light on/off:** Triple press the MFB
- **Call Siri/Voice assistant:** When Bluetooth is connected, Medium Press the MFB (hold for 2 seconds before releasing)
- **Answer/End call:** Short press the MFB to answer or hang up(when Bluetooth is connected)
- **Reject incoming call:** Medium press the MFB (when Bluetooth is connected)



## My AudioFilter™ Button (MAF)



● Use MAF Button to adjust your perception of surrounding sounds when powered on.

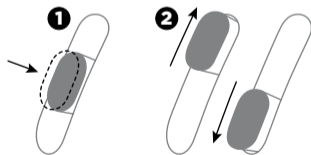
1 Short Press MAF to switch On/Off My AudioFilter function. And when it's On:

2 Toggle Up/Down MAF to adjust the filter level of surrounding sounds:  
High: Open Mode; Medium: Monitor Mode  
Low: ANC Mode

● Double Press MAF to Switch On/Off Windy Mode (Apply to Windy Environment)

\* Headphone will remember last-time settings when powered on.

\*\* My AudioFilter is the Trade Mark (TM) of Fengfan (Beijing) Technology Co., Ltd.



## Gesture Touch Control

● **Swipe control**  
(swipe from end to end in diameter direction)

**Volume up/down:** Swipe the touch panel upward/downward

**Next/Previous Track:** Swipe the touch panel forward/backward (only compatible with Bluetooth devices that support such function)

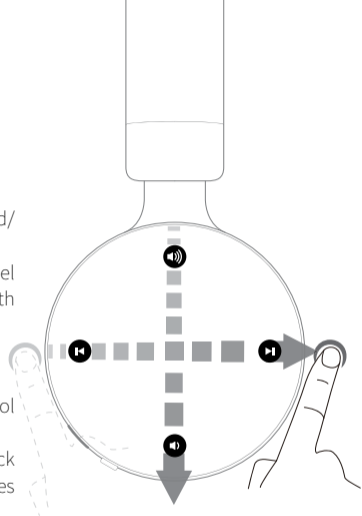
● **Stepless adjustment**

**Volume up/down:** Long Touch up/down control pad

**Fast forward/backward:** Long touch the front/back control pad (only compatible with Bluetooth devices that support such function)

● **Smart Sensor**

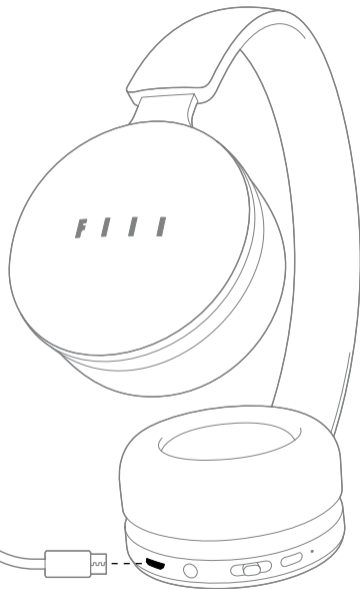
Canvis will detect whether user is wearing headphone or not to Intelligently adjust its status.



## Battery Indicator



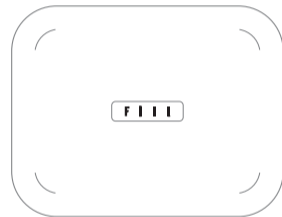
- Plug in Charger to indicate battery level (goes off when fully charged)
- Short press the battery button to show
  - Green Light: >80% battery
  - Yellow Light: 20%~80% battery
  - Red Light: 10%~20% battery
  - Blinking Red: <10%
- Use fiil + APP (Bluetooth connected) to check remaining battery
- Canviis supports passive wired mode. Enjoy the music even when the battery



## Packaging Content



Headphone x1



Portable Case x1



Audio Cable x1



USB Charging Cable x1

## Product Parameters

Item	Specifications
Weight and Size	~215g, 178mm (H)x157mm(W)
User modes	Bluetooth wireless; Active wired mode (headphone powered on with audio cable connected); Passive wired mode (headphone powered off with audio cable connected)
Bluetooth	Ver. 4.1, supported protocols: HSP v1.2, HFP v1.6, A2DP v1.3, AVRCP v1.5 Supported modes: EDR(2EV3), SCO (HV1, HV2, HV3), eSCO(EV3), sniff, secure pairing BT range: up to 100m. Paired devices: up to 8 and may simultaneously connect with 2 Bluetooth devices. Pairing code: 0000. Air upgrade OTA: iOS and Android devices supported. For more information please refer to fiil+ APP.
Audio specification	Supported Codec: AAC (for iOS) /Apt-x/SBC; Hybrid active noise reduction; Dual-Mic enhanced speech; MyAudioFilter(MAF); Speaker specifications: 32mm titanium alloy high fidelity unit with NdFeB magnet, frequency range: 15Hz-22kHz (BT Mode) /10Hz-40kHz (Wired Mode); Supported sound effects: living room, theatre, cinema, bass boost and treble boost. For more information please refer to fiil+ APP.
Noise cancelling	Passive Noise Cancelling: up to 98% for high frequency; Active Noise Cancelling: up to 96% for low frequency
Power and battery	Rechargeable lithium-polymer battery; music/talk time: up to 33 hours (mid volume); standby time: up to 48 days (ANC off); charging time: ~ 2.5 hours
Operating environment	Operating temperature: 0°C to 50°C; storage temperature: -30°C to 70°C
Voice reminder	English/Mandarin/Cantonese
Main features	High fidelity fully compatible Bluetooth codecs, wired/wireless multi-modes design, My AudioFilter, ANC, high-quality voice, logo light indicator, gesture touch control, smart sensor, multilingual voice reminders, foldable design, multipoint connection. For more information please refer to fiil+ APP
Certification	BQB Bluetooth 4.1,SRRC,RoHS,REACH,FCC,IC,CE

## Warranty and Services



**Fiil warranty: guaranteed product replacement for quality issues within one year**

Scan the QR code above with mobile phone to download fiil+ APP(FAQ inside).

Enter information to register device.

Contact the customer service for any quality issue via fiil+/Facebook/ Twitter service account ( 'Fiil Headphone' ) /email customer@fiil.com



## FCC and IC COMPLIANCE STATEMENT

This device complies with Part 15 of the FCC Rules and Industry Canada License-exempt RSS standard(s).

Operation is subject to the following two conditions:

1. This device may not cause harmful interference, and
2. This device must accept any interference received, including interference that may cause undesired operation.

This equipment has been tested and found to comply with the limits for a Class B digital device, pursuant to Part 15 of the FCC Rules / with Canadian ICES-003. These limits are designed to provide reasonable protection against harmful interference in a residential installation. This equipment generates, uses, and can radiate radio frequency energy and, if not installed and used in accordance with the instructions, may cause harmful interference to radio communications.

However, there is no guarantee that interference will not occur in a particular installation. If this equipment does cause harmful interference to radio or television reception which can be determined by turning the radio or television off and on, the user is encouraged to try to correct interference by one or more of the following measures:

1. Reorient or relocate the receiving antenna.
2. Increase the separation between the equipment and receiver.
3. Connect the equipment into an outlet on another circuit.
4. Consult the dealer or an experienced radio/TV technician for help.

### CAUTION STATEMENT

Any changes or modifications not expressly approved by the party responsible for compliance could void the user's authority to operate the equipment.



Correct disposal of This Product (Waste Electrical & Electronic Equipment) (Applicable in the European Union and other European countries with separate collection systems)

This marking shown on the product or its literature indicates that it should not be disposed with other household wastes at the end of its working life.

To prevent possible harm to the environment or human health from uncontrolled waste disposal, please separate this from other types of wastes and recycle it responsibly to promote the sustainable reuse of material resources. Household users should contact either the retailer where they purchased this product, or their local government office for details of where and how they can take this item for environmentally safe recycling.

Business users should contact their supplier and check the terms and conditions of the purchase contract.

This product should not be mixed with other commercial wastes for disposal.



### CAUTION

Risk of explosion if battery is replaced by an incorrect type. Dispose of used batteries according to the instructions.



To prevent possible hearing damage, do not listen at high volume levels for long periods.



### CE Mark Warning

RF Exposure Information

The device meets the EU requirements (1999/519/EC) on the limitation of exposure of the general public to electromagnetic fields by way of health protection.

Note: The maximum average emitted power of the device is less than 20mW.





**THE ART OF AUDIO**