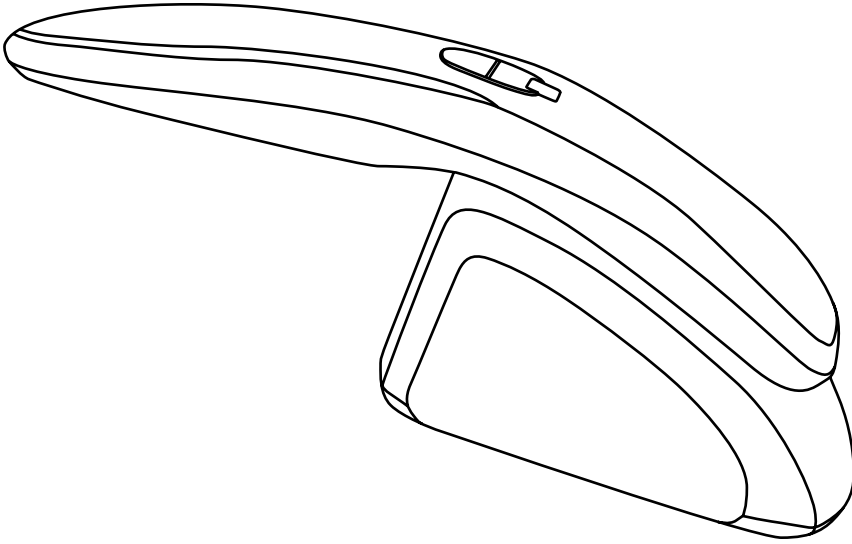


PURELIVING™

www.purelivinguvc.com



UV-C Sanitizing System
USER MANUAL
Purifying Wand (EPLPW)

PURELIVING

Table of Contents

Preface	2
Important Safety Instructions before Use	3
General Product Information	5
Instructions for Use	5
Unpacking	5
Product Description	6
Operating Instructions	7
Safety Cautions When In Use	8
Product Technical Data	9
Legal Notice	10
Accessories	10
Customer Service	10
Warranty	11

Attention:

Sino Mind Group Hong Kong Co., Ltd. reserves the right for final explanation of all contents in the operation and installation manual.

Preface

Thank you for choosing **PURELIVING** UV-C Sanitizing System!

Please read this specification carefully before you use the product.

Any failure and losses caused by ignoring the following mentioned statements in this instruction manual are not covered by our warranty or any liability. If you have any doubt, please contact our local service center or dealer.

If you need any other language user manual, please send an E-mail to our service department for free supply.

PURELIVING™

PURELIVING Appliances Website: <http://www.purelivinguvc.com>

Email: service@purelivinguvc.com

Manufacturer: A&T Eco-Development Ltd.
Manufactured in Dong Guan, China

Important Safety Instructions

PLEASE READ ALL INSTRUCTIONS BEFORE USING!

Before using electrical products, basic safety precautions should always be followed, including the following:

DANGER - To reduce the risk of burns, electrocution, fire, or injury to persons:

- Prior using the appliance read the instructions thoroughly and retain in a safe place for further reference. The manufacturer shall not take the liability due to any problem caused by user's violation against the instructions.
- Only use the sanitizer appliance indoors and within the specified technical data. Improper use of the appliance can be hazardous for the health and lead to critical injury.
- House wiring must comply with all local electrical codes. Improper electrical connection can result in a risk of electrical shock.
- The appliance must be dry before applying electrical power, and must be used in dry location.
- Never use the appliance if there is any damage to it such as a damaged cord or plug, if it is not working properly or has been dropped. Return the appliance immediately to PURELIVING service center for examination and repair.
- This is not a toy! Please keep it out of reach from children! Children cannot recognize the hazards associated with the usage of electrical appliances. For this reason, never allow children to operate this device and always supervise children when they are near the appliance.
- The appliance should be placed on a dry leveled surface in an elevated position. Never place appliance on wet and uneven surface.
- Always disconnect the supply from the electrical outlet immediately after using and before cleaning. Never pull the plug from the outlet by the cable with force or with wet hands.
- Always operate the appliance when it is completely assembled.
- Do not submerge water or any other form of liquids into or onto the appliance. Always clean the appliance with dry duster cloth.
- Never load heavy or sharp edged object on the appliance.

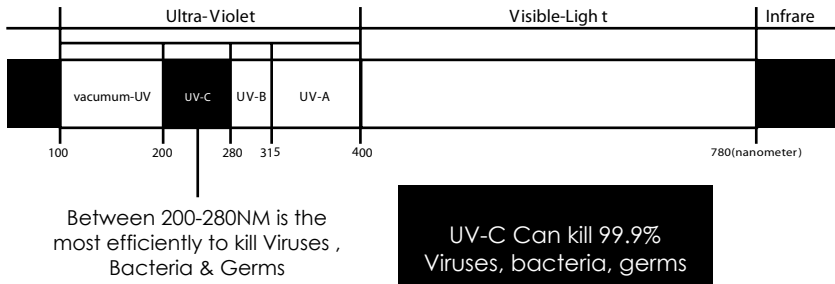
- Do not reach for an appliance that has fallen into water. Unplug it immediately.
- Never direct illuminate people's eyes and body with the appliance.
- Use this product only for its intended use as described in this manual. Do not use attachments not recommended by the manufacturer.
- CAUTION: Risk of electric shock, do not remove cover (or back). Refer servicing to qualified service personnel.
- Never use this appliance directly on animals.
- Persons who are not familiar with the instructions for use, as well as children and persons under the influence of medication, alcohol, or drugs are not permitted to operate the appliance.
- As a user, you are responsible for the maintenance and proper use of the sanitizer at home.
- Do not use outdoors or operate where aerosol (spray) products are being used or where oxygen is being administered.
- Do not place or store product where it can fall or be pulled into a tub or sink.
- Do not place in or drop into water or other liquid.
- Keep the product away from heater or any direct source of heat.
- Do not look directly at the UV-C light, To avoid direct contact of UV-C radiance from your eyes and skin, always keep a distance of one meter from the UV-C light, If there are any signs of skin rashes ,swelling ,sunburn etc from direct exposure to the UV-C light, please stop using the appliance and seek medical advice immediately.
- The battery must be removed from the appliance before it is scrapped.
- The appliance must be disconnected from the supply mains when removing the battery.
- The battery is to be disposed of safely.
- Never use non-rechargeable batteries. Always use PURELIVING rechargeable batteries.
- Stop using the rechargeable batteries if there are any battery leakage. Dispose the batteries immediately.

SAVE THESE INSTRUCTIONS!!

General Information

PURELIVING aims to provide all households with innovated cleanliness and safety products for home and kitchen use through the latest Ultraviolet light technology to enhance us an enjoyable clean, pure, and healthy living.

Ultraviolet light represent the frequency between 200 to 400 nanometers (nm) and cannot be seen with the naked eye. UV-C, germicidal ultraviolet light is one distinct bands of UV light that ranges between 200nm to 280nm, in which is effective in microbial control. UV-C band is the most efficient frequency to kill bacteria, germs, and viruses up to 99.9% efficiency.



UV-C sanitizer appliance helps eliminate disease-causing bacteria, viruses and fungi in households and reduces odors, keeping our household in a clean antiseptic environment. The appliance is user friendly and is 100% chemical free that helps protect our environment.

Instructions for Use

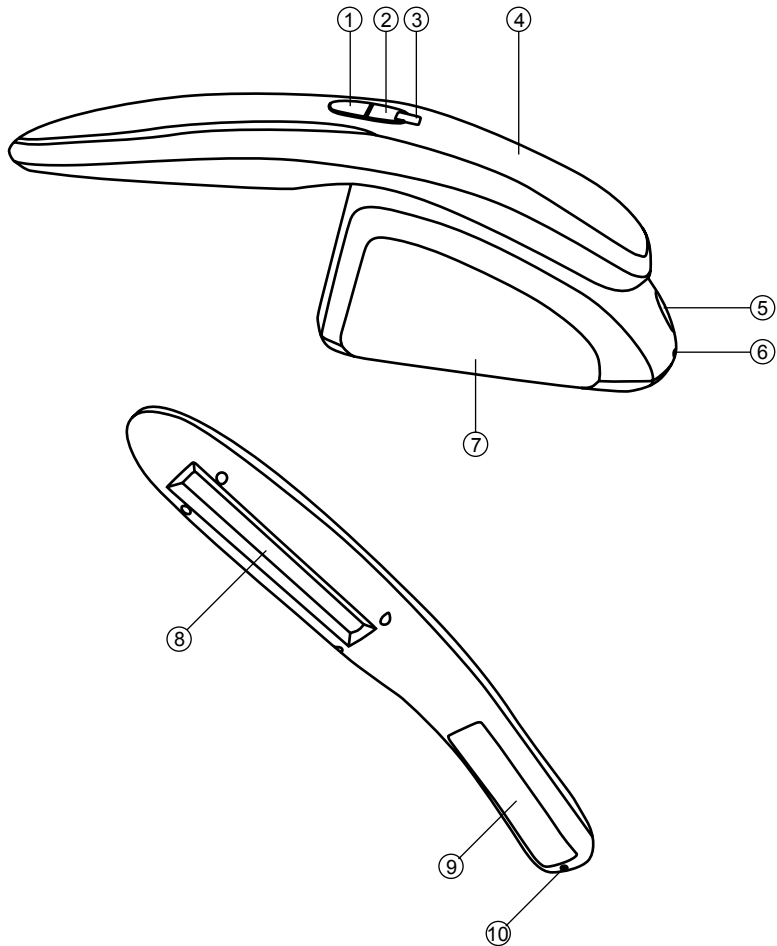
Note: Before installation, please check the accessories with the product in terms of the following content in the packing list.

- 1) Purifying Wand x1 Unit
- 2) Rechargable Stand x1 Unit
- 3) Rechargable AAA Batteries x 8 pieces
- 4) Power Adapter x 1 Unit
- 5) Instruction Manual x1 Booklet
- 6) Warrantny Card x1 Card

Unpacking

- Carefully remove the sanitizer appliance out from the box.
- Remove all plastic bag and thin film from the appliance.
- Read the instruction manual and rating label carefully.
- All packaging materials are environmental friendly and recyclable. When disposing, please stick to the principle of environmental protection.
- Do not let children play with thin film and the packaging, as it may cause choke. Please keep children away from packaging materials since it may be harmful.

UV-C Purifying Wand Product Introduction



1.Purified LED Display Screen

2.On/Off Sanitizing Switch

3."HOLD" Button

4.Wand

5.Charging LED Display Screen

6.Rechargeable Stand Outlet

7.Rechargeable Stand

8.UV-C Bulb

9.Rechargeable Battery Box

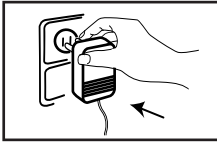
10. Wand Outlet

Operating Instructions

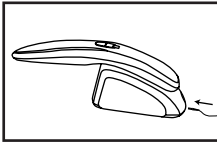
Note: The appliance is designed for rechargeable batteries only.

Always use rechargeable batteries for the appliance.

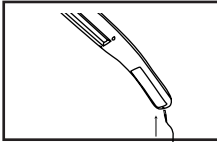
Do not use Alkaline batteries.



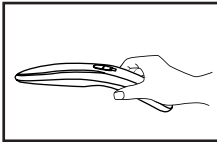
- 1) Plug the adapter into the appliance rechargeable stand outlet and insert the plug into the socket.



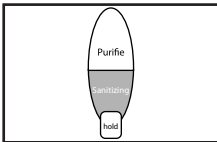
- 2) To charge the wand, simply place the wand on to the rechargeable stand. When the rechargeable stand displays red light, the wand is still charging. When the rechargeable stand turns into green light, the wand is fully charged and ready for use. The wand takes approximately 70 minutes to charge fully.



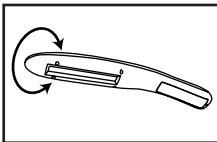
- 3) The appliance can also be used directly by plugging the adapter into the outlet and the sanitizing wand socket.



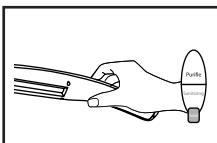
- 4) The sanitizing wand can be used without the cord when it is fully charged. Fully charged batteries can supply continuous power to the wand for 1 hour. Simply wave the wand across any surfaces for decontamination.



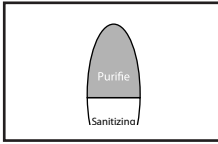
- 5) Activate the appliance using the on/ off sanitizing switch. Approximately 5 minutes after it is switched on, the sanitizer will reach its full output level. The turned on green LED light means the appliance is "SANITIZING" on the display screen.



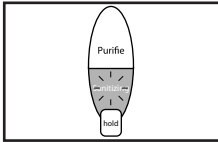
- 6) Safety control sensor is built-in to the wand. When the wand is turned to either sides, or up-side-down, allowing slight exposure of the UV-C light to the operator, the wand will automatically shut off. The wand will only operate when the UV-C light faces down.



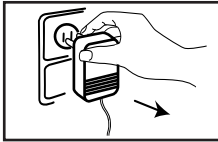
- 7) To clean unreachable areas or underneath surface areas, the wand's "HOLD" button can override the safety control setting, allowing 360 degrees of sanitization. Simply press the "HOLD" button on the wand to sanitize in different angles. Do not expose UV-C light directly on human eyes and skin.



8) When the LED display screen light switches to blue, any objects and surfaces you are sanitizing are "PURIFIED". The appliance will turn off automatically after the prescribed 20 minutes time period has passed.



9) When the wand continuously flashes green light, the wand is low in battery. The flashing green light will flash for 1 minute, and will automatically shut off. Place the wand on to the rechargeable stand to recharge the appliance.



10) After purification, unplug the adapter from the socket.

Note: You may leave the appliance on, but we recommend you to turn off unused appliance for safety issues and ensure longer life for the appliance.

Note: Do not pull out the wire forcefully for unplugging.

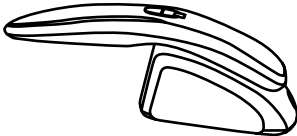
11) Failure to operate the appliance means the surfaces and objects has not been purified by this unit.

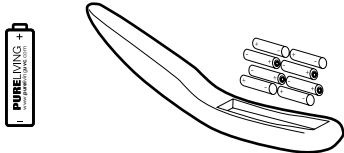
Safety Cautions When In Use

- Children are not allowed to operate the sanitizer; otherwise, it is apt to result in burn, electric shock or other unexpected accident.
- Do not plug/ unplug the power supply with wet hands.
- Upon discovery of any UV leakage during use, deactivate the sanitizer immediately and notify specialized technicians for servicing.
- Do not soak or sprinkle into or onto the sanitizer using water, oil, alcohol, or any other forms of liquids, otherwise you are in danger of short circuit or electric shock.
- Do not attempt to use the adapter with any other product not attempt to supply this product with another adapter. Use only the adapter model supplied with this appliance.

For more information, please visit :
www.purelivingvc.com

Product Technical Data

Purifying Wand	
Model No.	EPLPW
Appearance	
Rated Power	15Vdc, 12W
Adapter Voltage	100-240V / 60Hz
UV wave length	200 - 280 nm
Power of UV-C Bulb	1 x 4W
Product Dimension	15" x 3" x5"

PURELIVING Rechargeable Battery	
Appearance	
Rechargeable <input type="checkbox"/> Battery Type	Ni-MH(Nickel-metal hydride battery)
Battery Size	AAA
Capacity Rating	800mAH
Voltage Rating	1.2V

Legal Notice

Patent No: 99215300

Accessories

Please contact your local retailer or check our website www.purelivinguvc.com for accessories and re-order information.

Customer Service

Note: Only technicians that have received professional training and have legal qualification for the sanitizer can repair the appliance. Any other person must not disassemble or repair the sanitizer without permission.

When your sanitizer has abnormal phenomena, please discontinue the appliance and contact **PURELIVING** local service center or dealer.

Customer Service Contact (USA): 914-372-7777

Customer Service Email: service@purelivinguvc.com

Warranty- Limited One Year Warranty

PURELIVING sell its products with the intent that they are free of defects in manufacture and workmanship for a period of one year from the date of original purchase, except as noted below. Pureliving warrants that its product will be free of defects in material and workmanship under normal use and service. This warranty extends only to consumers and does not extend to Retailers.

This warranty does not cover damage caused by misuse or abuse; accident; the attachment of any unauthorized accessory; alteration to the product; improper installation; unauthorized repairs or modifications; improper use of electrical/ power supply; loss of power; dropped product; malfunction or damage of an operating part from failure to provide manufacturer's recommended maintenance; transportation damage; theft; neglect; vandalism, environmental conditions; loss of use during the period the product is at repair facility or otherwise awaiting parts or repairs; or any other conditions whatsoever that are beyond the control of PURELIVING.

This warranty is effective only if the product is purchased and operated in the country in which the product is purchased. A product that requires modifications or adoption to enable it to operate in any other country than the country for which it was designed, manufactured, approved and/or authorized, or repair of products damaged by these modifications is not covered under this warranty.

The warranty provided herein shall be the sole and exclusive warranty. There shall be no other warranties express or implied including any implied warranty of merchantability or fitness or any other obligation on the part of the company with respect to products covered by this warranty. PURELIVING shall have no liability for any incidental, consequential or special damages. In no event shall this warranty require more than the repair or replacement of any part or parts which are found to be defective within the effective period of the warranty. No refunds will be given. If replacement parts for defective materials are not available, PURELIVING reserves the right to make product substitutions in lieu of repair or replacement.

This warranty does not extend to the purchase of opened, used, repaired, repackaged and/ or resealed products, including but not limited to sale of such products on Internet auction sites and/or sales of such products by surplus or bulk resellers. Any and all warranties or guarantees shall immediately cease and terminate as to any products or parts thereof which are repaired, replaced, altered, or modified, without the prior express and written consent of PURELIVING.

This warranty provides you with specific legal rights. You may have additional rights which may vary from country to country. Because of individual country regulations, some of the above limitations and exclusions may not apply to you.

For more information regarding our product line in the USA, please visit: www.purelivinguc.com