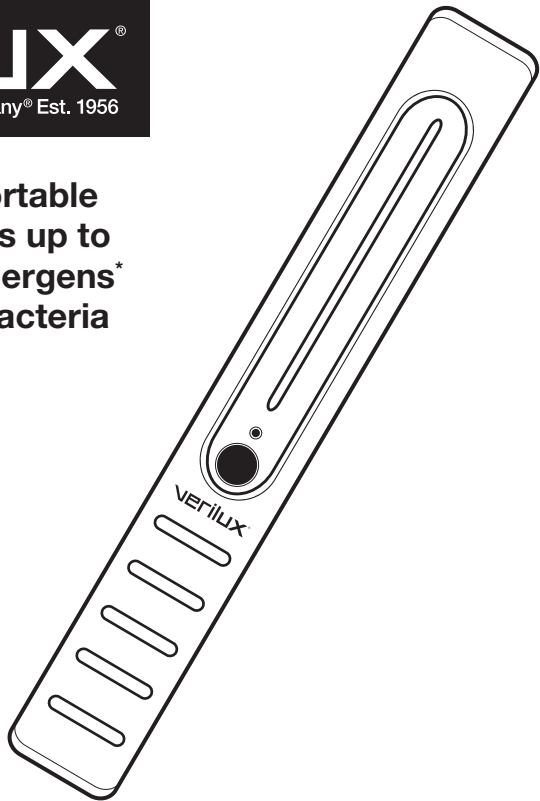




The CleanWave® Portable Sanitizing Wand kills up to 99.9%[†] of germs, allergens* and odor causing bacteria on hard surfaces.[‡]



CleanWave®

Portable Sanitizing Wand

†Kills up to 99.9% of germs, viruses and other micro-organisms on solid, non-porous surfaces. Sanitizing times and effectiveness for porous surfaces may vary.

**Direct UV-C Light exposure is effective on certain allergen producing organisms such as Mold A and in reducing dust mites.*

‡Based on exposure of UV-C light to test organisms in laboratory on non-porous hard surface, under controlled conditions.

Model: VH03

SAVE THESE INSTRUCTIONS

JOB#: X.XXX	Title: VH03 Manual
Date: 07/31/13	Version: VH03-MAN-Rev38



Dear Customer,

Thank you for purchasing the Verilux CleanWave® Portable Sanitizing Wand. You have received an innovative and quality manufactured product, backed by a one-year limited warranty.

Many other healthy lighting products are available through our catalog and online. Visit us on the web at www.verilux.com to request a free catalog and learn more about all our quality Verilux products, or call us toll-free at 1-800-454-4408.

As a Verilux customer, your satisfaction means everything to us. We look forward to serving you now and in the future.

Have a bright day!

A handwritten signature in black ink that reads "Nicholas Harmon". The script is fluid and cursive.

Nicholas Harmon
President, Verilux, Inc.

READ ALL INSTRUCTIONS BEFORE USING

Important Safeguards

⚠ DANGER:

- To prevent fire or shock hazard, do not expose this product to rain or excessive moisture.
- Always direct the UV-C light AWAY from the eyes and skin. Direct prolonged exposure of eyes or skin to the UV-C light bulb can cause serious skin burn and eye inflammation from short wave ultraviolet radiation. Radiation from these lamps is harmful to the eyes and skin.
- Application of UV-C light to existing mold growth can cause respiratory irritation and allergic symptoms. Do not use UV-C light where active mold growth exists. Remove active mold growth from surface prior to exposure. Ultraviolet (UV-C) Radiation Hazard.

⚠ WARNING:

- This this product should not be handled or used by children to prevent accidental exposure to UV-C rays.
- Never use this product on pets or people.
- This bulb contains a trace amount of mercury. For more information on clean-up and disposal, see www.epa.gov/cfl.
- This product contains a chemical known to the State of California to cause birth defects or other reproductive harm.
- Leakage of battery may cause damage to the wand. If the battery is found to be leaking do not use the product. Avoid direct skin or eye contact with the material leaking from the battery. Dispose of batteries per local regulations

⚠ CAUTION:

- Do not leave product unattended while on.
- No serviceable parts. Refer all servicing to qualified service personnel. Servicing is required when the product is damaged in any way, for example, the product has been exposed to liquid or moisture and does not operate normally, or has been dropped and does not operate normally.
- Care should be taken to prevent bulb breakage.
- The product should not be exposed to dripping or splashing. No objects filled with liquids, such as vases, should be placed on or near the product.
- Not intended for use on food.
- With prolonged or overexposure, UV-C light may degrade, discolor and/or bleach fabrics, plastic and rubber. Do not hold product static over any surface for more than 1 minute.

⚠ CAUTION: — continued

- Remove batteries when not in use.
- Changes or modifications to this product not expressly approved by the party responsible for compliance could void the user's authority to operate the product.

FCC Information

The Sanitizing Wand complies with Part 15 of the FCC Rules. Operation is subject to the following two conditions: (1) this device may not cause harmful interference, and (2) this device must accept any interference received, including interference that may cause undesired operation.

⚠ CAUTION: Changes or modifications to this product not expressly approved by the party responsible for compliance could void the user's authority to operate the product.

⚠ DANGER

Always direct the UV-C light AWAY from the eyes and skin. Direct prolonged exposure of eyes or skin to the UV-C light bulb can cause serious skin burn and eye inflammation from short wave ultraviolet radiation. Radiation from these lamps is harmful to the eyes and skin.

⚠ WARNING POTENTIAL MOLD SPORE RELEASE

Application of UV-C light to existing mold growth can cause respiratory irritation and allergic symptoms. Do not use UV-C light where active mold growth exists. Remove active mold growth from surfaces prior to exposure.

SAVE THESE INSTRUCTIONS

Features

Your new Verilux® CleanWave® Portable Sanitizing Wand kills up to 99.9%[†] of germs, allergens* and odor causing bacteria on household surfaces[‡]

- Laboratory proven to eliminate up to 99% of Influenza A, MRSA and H1N1 in just 1 second[‡]
- Kills germs on keyboards, remote controls and electronics in seconds without residue[§]
- Sanitizes bathroom surfaces quickly and easily without chemicals or irritants[§]
- Fits easily in your purse or luggage.

†Kills up to 99.9% of germs, viruses and other micro-organisms on solid, non-porous surfaces. Sanitizing times and effectiveness for porous surfaces may vary.

‡Based on exposure of UV-C light to test organisms in laboratory on non-porous hard surface, under controlled conditions. MRSA refers to Methicillin Resistant Staphylococcus Aureus (ATCC 33592). H1N1 refers to A/Swine/Iowa Swine Influenza A (ATCC 333).

**Direct UV-C Light exposure is effective on certain allergen producing organisms such as Mold A and a reduction in dust mites.*

§When used as directed.

Features — continued

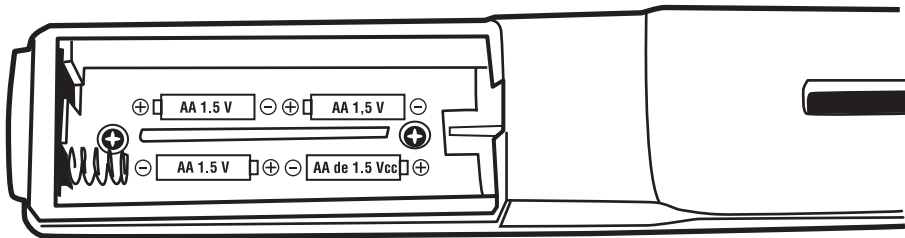
Safety Feature:

- After 10 minutes of continuous operation the unit will shut down — simply restart Wand if additional use is required.
- An internal safety switch will automatically turn the system off if the light source is turned upward in order to protect eyes from exposure.

NOTE: *The safety mechanism includes a switch that will make a rattling sound — this is a normal function.*

Sanitizing Wand Initial Set-up

1. Open battery compartment located on the underside of the handle area.
2. Insert four AA alkaline batteries as indicated in battery cavity (batteries are not included).
3. Carefully replace cover making sure to slide it completely closed.



Sanitizing Wand Operation

To operate your Verilux® CleanWave® Portable Sanitizing Wand:

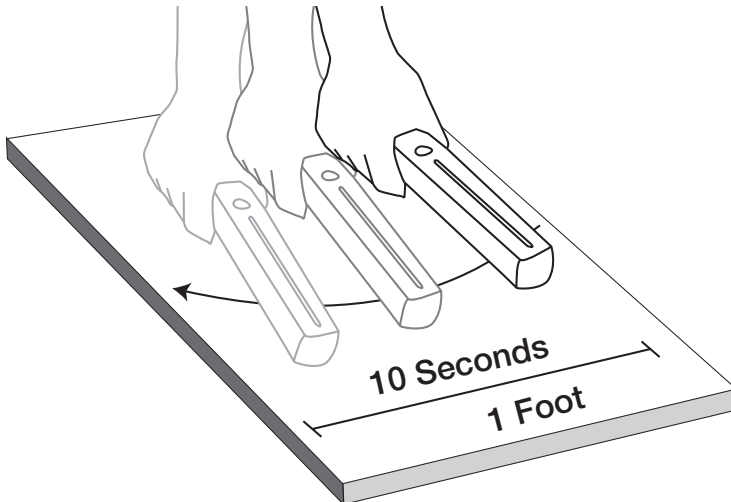
1. While holding the Wand with bulb facing down and away from skin or eyes, press the large blue button for 3 seconds (green light will flash).
2. Begin sanitizing by holding the Wand **as close as possible** and no more than one-half inch above the surface and move Wand slowly side to side in a 12" (1 foot) area. UV-C effectiveness depends on direct exposure, duration and intensity. Place the wand as close to the object as possible, preferably within 1/2 inch. (see illustration below).
3. To turn the Wand off, press the blue button until the green light goes out.
4. Remove batteries when not in use to extend battery life.

Note: A safety switch will automatically turn off the Wand if the light source is turned upward (it will go back on when the light source is once again turned downward).

After 10 minutes of continuous operation the unit will shut down — simply restart Wand if additional use is required.

Low Battery Indication

When the battery is low and needs replacing, the Wand will beep 10 times and the LED will flash 10 times.



**Calculation based on eliminating 99.9% of Influenza A on standardized size items.*

Guidelines for Use

The CleanWave® Portable Sanitizing Wand kills up to 99.9%[†] of germs, allergens* and odor causing bacteria on hard surfaces[‡] while at home or away, such as:

Remote controls
Computer keyboards
Baby changing stations
Toys
Faucets
Telephone handsets
Doorknobs

Light switches
Steering wheels
Shopping cart handles
Airplane and train headrests
Alarm clocks
Cell phones
Music players

† Kills up to 99.9% of germs, viruses and other micro-organisms on solid, non-porous surfaces. Sanitizing times and effectiveness for porous surfaces may vary.

‡Based on exposure of UV-C light to test organisms in laboratory on non-porous hard surface, under controlled conditions. MRSA refers to Methicillin Resistant Staphylococcus Aureus (ATCC 33592). H1N1 refers to A/Swine/Iowa Swine Influenza A (ATCC 333).

**Direct UV-C Light exposure is effective on certain allergen producing organisms such as Mold A and in reducing dust mites.*

§When used as directed.

Sanitizing Wand Troubleshooting

The Wand Will Not Turn On

- Be sure the Wand is horizontal, with the bulb facing downward.
- Open battery compartment and remove batteries. Wait at least two seconds. Replace batteries. Try again.

If you continue to have trouble, please call our Customer Service line at 1-800-786-6850.

⚠WARNING: This product should never be handled or used by children to prevent accidental exposure to UV-C rays.

Technical Specifications

Environment

Operating Temperature: 15°C to 35°C (59°F to 95°F)

Storage Temperature: 0°C to 40°C (32°F to 104°F)

Relative Humidity: 5% to 95% non-condensing

UV-C Bulb

3 Watt UV-C bulb; non-replaceable

Battery

4 standard AA batteries (not included)

One Year Limited Warranty

ATTENTION! ONCE OPENED, PLEASE **DO NOT** RETURN THIS PRODUCT TO THE STORE WHERE IT WAS PURCHASED FOR REPAIR OR REPLACEMENT!

Many questions may be answered by visiting www.verilux.com, or you may call our Customer Service Department at 1-800-786-6850 during normal business hours.

This limited warranty is provided by: Verilux, Inc., 340 Mad River Park, Waitsfield, VT 05673

Verilux warrants this product to be free from defects in material and workmanship for a period of one year from the date of the original retail purchase from Verilux or an authorized Verilux distributor. **Proof of purchase is required for all warranty claims.** During the limited warranty period, Verilux, Inc. will, at its option, repair or replace defective parts of this product, at no charge to the customer, subject to the following limitations: This limited warranty does not include any postage, freight, handling, insurance or delivery fees. This warranty does not cover damage, defect or failure caused by or resulting from accident, external destruction, alteration, modification, abuse, misuse or misapplication of this product.

This warranty does not cover damage to the product resulting from return shipping or handling. The use of shipping insurance is recommended to help protect your product.

Return Authorization is required for all returns. To obtain a Return Authorization, please contact the Verilux Customer Service Department at 1-800-786-6850, or <http://www.verilux.com/customer-service-form>.

If, during the first year of ownership, this product fails to operate properly, it should be returned as specified at www.verilux.com/warrantyreplacement or as instructed by a Verilux customer service representative at 1-800-786-6850.

Note: *Verilux recommends using a quality surge suppressor on all electronics equipment. Voltage variations and spikes can damage electronic components in any system. A quality suppressor can eliminate the vast majority of failures attributed to surges and may be purchased at electronics stores.*

Due to ongoing improvements, actual product may have slight variations from the product described in this manual.

Please visit our web site at: www.verilux.com or call

1-800-786-6850

Representatives are available Monday — Friday, 9am — 5pm EST

verilux®

340 Mad River Park, Waitsfield, VT 05673